

THE INSURANCE ASSOCIATION OF PAKISTAN

IAP ONLINE CLAIMS MANAGEMENT SYSTEM

MAKE WISE REPORT - TOP 5
(1st January to 31st Dec. 2025)

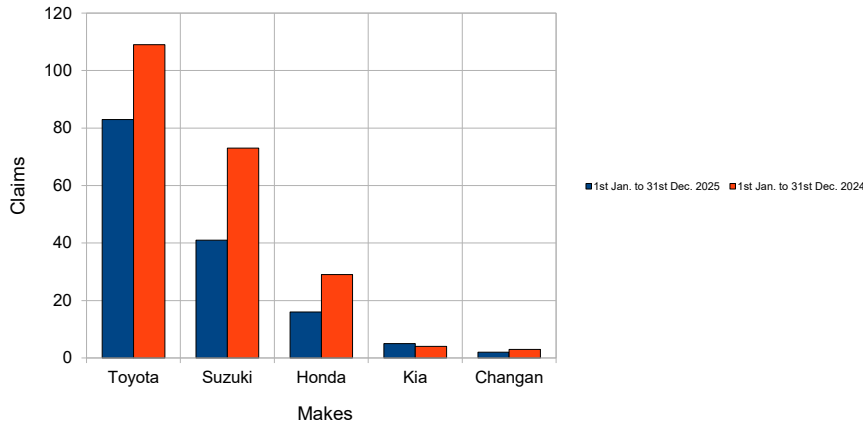
MAKE WISE REPORT
(1st January to 31st Dec. 2024)

Claim Type : Snatch & Theft

S.No.	Makes	No. of Claims
1	Toyota	83
2	Suzuki	41
3	Honda	16
4	Kia	5
5	Changan	2
	Total-->	147

S.No.	Makes	No. of Claims
1	Toyota	109
2	Suzuki	73
3	Honda	29
4	Kia	4
5	Changan	3
	Total-->	218

(Top 5-Vehicles Snatch & Theft-Makes)



THE INSURANCE ASSOCIATION OF PAKISTAN

IAP ONLINE CLAIMS MANAGEMENT SYSTEM

MAKE & SUB MAKE WISE REPORT - TOP 5
(1st January to 31st Dec. 2025)

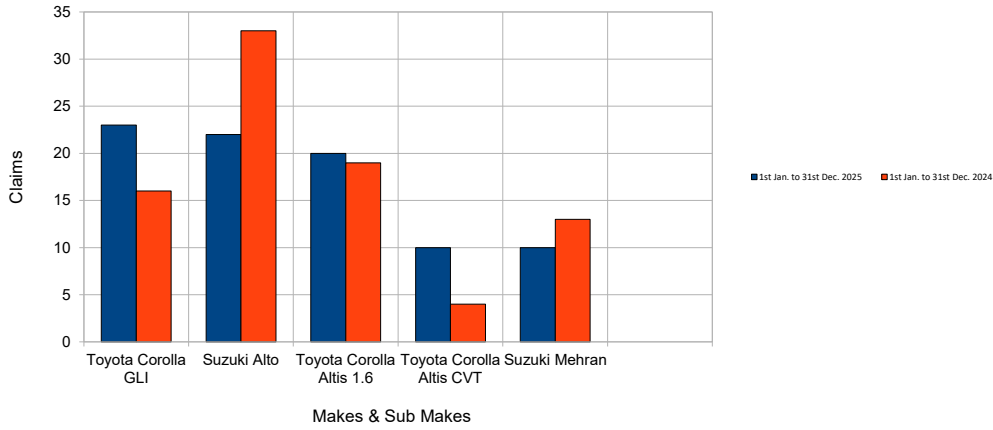
Claim Type : Snatch & Theft

S.No.	Makes & Sub Makes	No. of Claims
1	Toyota Corolla GLI	23
2	Suzuki Alto	22
3	Toyota Corolla Altis 1.6	20
4	Toyota Corolla Altis CVT	10
5	Suzuki Mehran	10
	Total---->	85

MAKE & SUB MAKE WISE REPORT
(1st January to 31st Dec. 2024)

S.No.	Makes & Sub Makes	No. of Claims
1	Toyota Corolla GLI	16
2	Suzuki Alto	33
3	Toyota Corolla Altis 1.6	19
4	Toyota Corolla Altis CVT	4
5	Suzuki Mehran	13
	Total---->	85

(Top 5-Vehicles Snatch & Theft - Makes & Sub Makes)



THE INSURANCE ASSOCIATION OF PAKISTAN

IAP ONLINE CLAIMS MANAGEMENT SYSTEM

CITY WISE REPORT - TOP 5

(1st January to 31st Dec. 2025)

Claim Type : Snatch & Theft

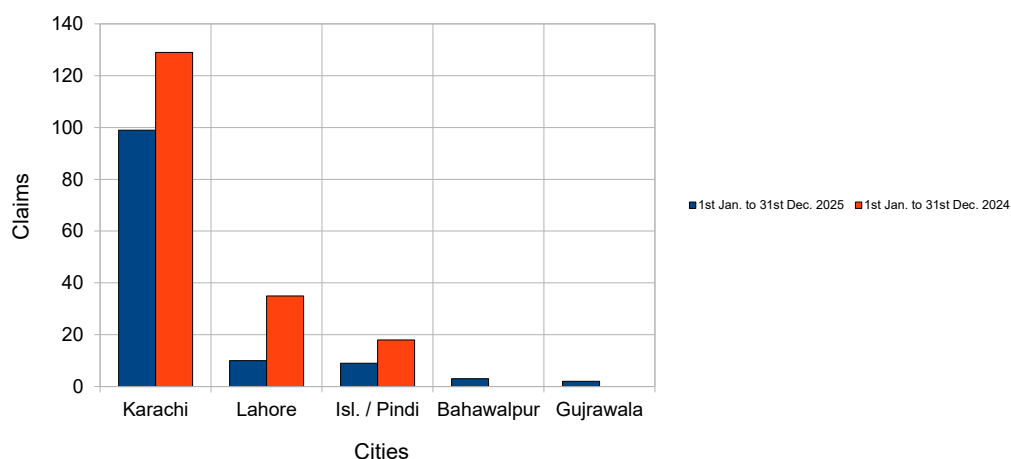
S.No	Name of Cities	No. of Claims
1	Karachi	99
2	Lahore	10
3	Isl. / Pindi	9
4	Bahawalpur	3
5	Gujrawala	2
	Total----->	123

CITY WISE REPORT

(1st January to 31st Dec. 2024)

S.No	Name of Cities	No. of Claims
1	Karachi	129
2	Lahore	35
3	Isl. / Pindi	18
4	Bahawalpur	0
5	Gujrawala	0
	Total----->	182

(Top 5-Vehicles Snatch & Theft - Cities)



THE INSURANCE ASSOCIATION OF PAKISTAN

IAP ONLINE CLAIMS MANAGEMENT SYSTEM

MAKE WISE REPORT - TOP 5
(1st January to 31st Dec. 2025)

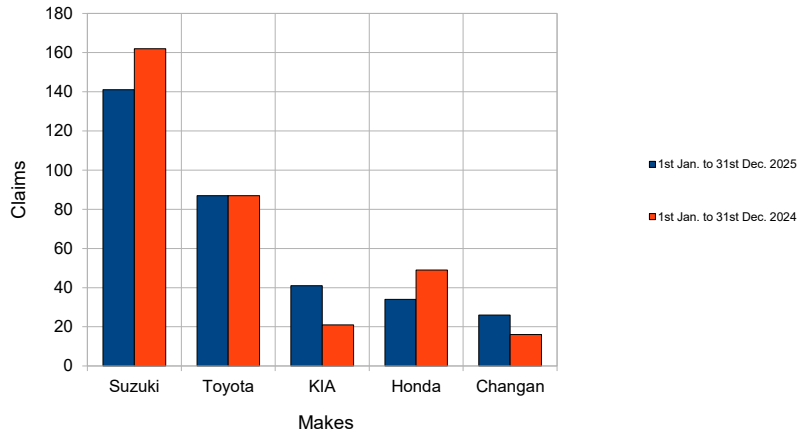
MAKE WISE REPORT - TOP 5
(1st January to 31st Dec. 2024)

Claim Type : Total Loss

S.No.	Makes	No. of Claims
1	Suzuki	141
2	Toyota	87
3	KIA	41
4	Honda	34
5	Changan	26
	Total-->	329

S.No.	Makes	No. of Claims
1	Suzuki	162
2	Toyota	87
3	KIA	21
4	Honda	49
5	Changan	16
	Total-->	335

(Top 5-Vehicles Total Loss -Makes)



THE INSURANCE ASSOCIATION OF PAKISTAN

IAP ONLINE CLAIMS MANAGEMENT SYSTEM

MAKE & SUB MAKE WISE REPORT - TOP 5 (1st January to 31st Dec. 2025)

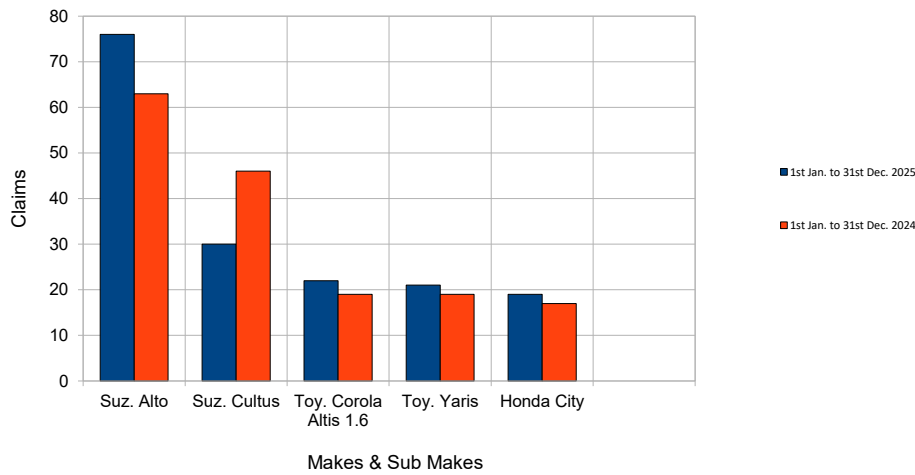
Claim Type : Total Loss

S.No.	Makes & Sub Makes	No. of Claims
1	Suz. Alto	76
2	Suz. Cultus	30
3	Toy. Corola Altis 1.6	22
4	Toy. Yaris	21
5	Honda City	19
	Total---->	168

MAKE & SUB MAKE WISE REPORT (1st January to 31st Dec. 2024)

S.No.	Makes & Sub Makes	No. of Claims
1	Suz. Alto	63
2	Suz. Cultus	46
3	Toy. Corola Altis 1.6	19
4	Toy. Yaris	19
5	Honda City	17
	Total---->	164

(Top 5-Vehicles Total Loss - Makes & Sub Makes)



THE INSURANCE ASSOCIATION OF PAKISTAN

IAP ONLINE CLAIMS MANAGEMENT SYSTEM

CITY WISE REPORT - TOP 5

(1st January to 31st Dec. 2025)

Claim Type : Total Loss

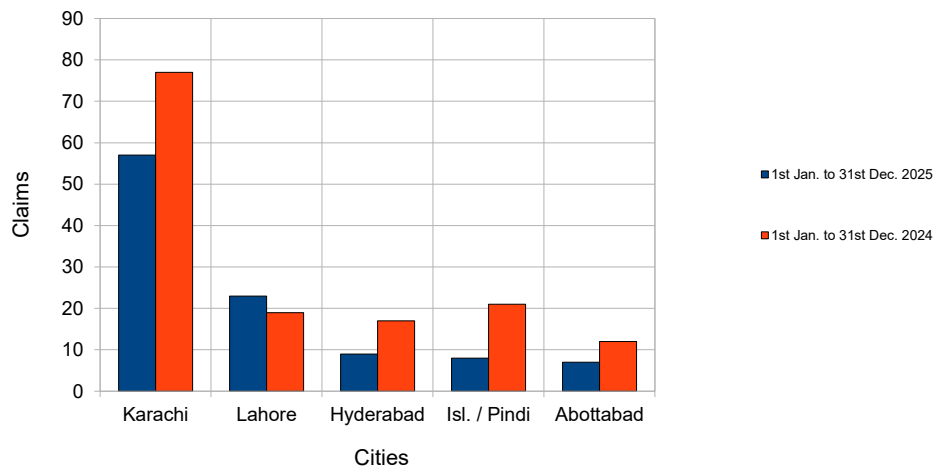
S.No	Name of Cities	No. of Claims
1	Karachi	57
2	Lahore	23
3	Hyderabad	9
4	Isl. / Pindi	8
5	Abottabad	7
	Total----->	104

CITY WISE REPORT

(1st January to 31st Dec. 2024)

S.No	Name of Cities	No. of Claims
1	Karachi	77
2	Lahore	19
3	Hyderabad	17
4	Isl. / Pindi	21
5	Abottabad	12
	Total----->	146

(Top 5-Vehicles Total Loss - Cities)



THE INSURANCE ASSOCIATION OF PAKISTAN

IAP ONLINE CLAIMS MANAGEMENT SYSTEM

MAKE WISE REPORT
(1st January to 31st Dec. 2025)

MAKE WISE REPORT
(1st January to 31st Dec. 2024)

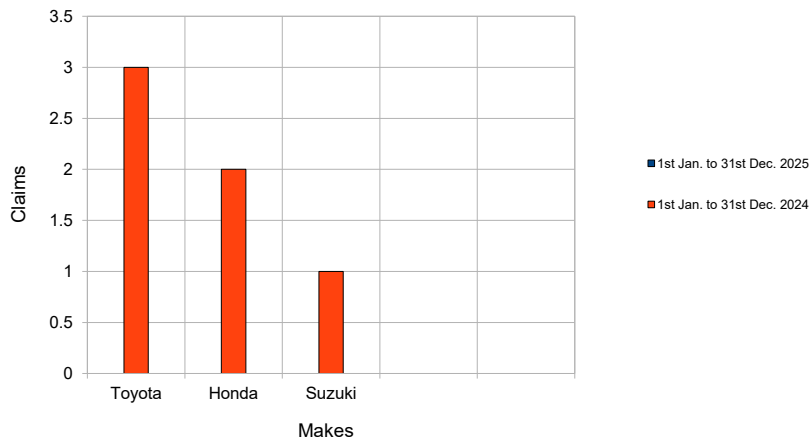
Claim Type : Unrepaired/Damaged Cost.

S.No.	Makes	No. of Claims
1	Toyota	0
2	Honda	0
3	Suzuki	0
4		0
		0
	Total-->	0

Claim Type : Unrepaired/Damaged Cost.

S.No.	Makes	No. of Claims
1	Toyota	3
2	Honda	2
3	Suzuki	1
4		
	Total-->	6

(Vehicles Unrepaired / Damaged Cost -Makes)



THE INSURANCE ASSOCIATION OF PAKISTAN

IAP ONLINE CLAIMS MANAGEMENT SYSTEM

MAKE & SUB MAKE WISE REPORT - TOP 5 (1st January to 31st Dec. 2025)

Claim Type : Unrepaired / Damaged Cost

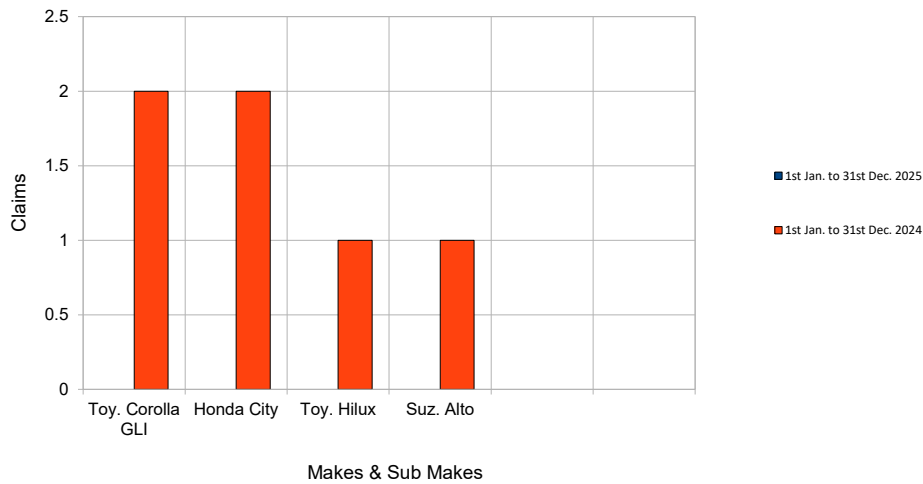
S.No.	Makes & Sub Makes	No. of Claims
1	Toy. Corolla GLI	0
2	Honda City	0
3	Toy. Hilux	0
4	Suz. Alto	0
5		0
	Total---->	0

MAKE & SUB MAKE WISE REPORT - TOP 5 (1st January to 31st Dec. 2024)

Claim Type : Unrepaired / Damaged Cost

S.No.	Makes & Sub Makes	No. of Claims
1	Toy. Corolla GLI	2
2	Honda City	2
3	Toy. Hilux	1
4	Suz. Alto	1
5		
	Total---->	6

(Top 5-Vehicles Total Loss - Unrepaired/Damaged Cost)



THE INSURANCE ASSOCIATION OF PAKISTAN

IAP ONLINE CLAIMS MANAGEMENT SYSTEM

CITY WISE REPORT - TOP 5

(1st January to 31st Dec. 2025)

Claim Type : Unrepaired / Damaged Cost

S.No	Name of Cities	No. of Claims
1		0
2		0
3		0
4		0
5		0
	Total----->	0

(1st January to 31st Dec. 2024)

Claim Type : Unrepaired / Damaged Cost

S.No	Name of Cities	No. of Claims
1		0
2		0
3		0
4		0
5		0
	Total----->	0

(Top 5-Vehicles Unrepaired/Damaged
- Cities)



THE INSURANCE ASSOCIATION OF PAKISTAN

IAP ONLINE CLAIMS MANAGEMENT SYSTEM

MAKE WISE REPORT - TOP 5
(1st January to 31st Dec. 2025)

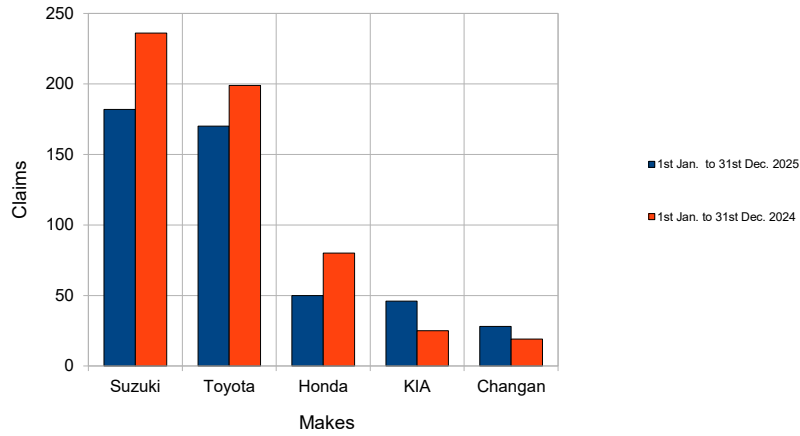
MAKE WISE REPORT
(1st January to 31st Dec. 2024)

Claim Type : Snatch, Theft, Total Loss & Unrepaired Damaged Cost

S.No.	Makes	No. of Claims
1	Suzuki	182
2	Toyota	170
3	Honda	50
4	KIA	46
5	Changan	28
	Total-->	476

S.No.	Makes	No. of Claims
1	Suzuki	236
2	Toyota	199
3	Honda	80
4	KIA	25
5	Changan	19
	Total-->	559

(Top 5-Vehicles Stolen Mix-Makes)



THE INSURANCE ASSOCIATION OF PAKISTAN

IAP ONLINE CLAIMS MANAGEMENT SYSTEM

MAKE & SUB MAKE WISE REPORT - TOP 5

(1st January to 31st Dec. 2025)

MAKE & SUB MAKE WISE REPORT

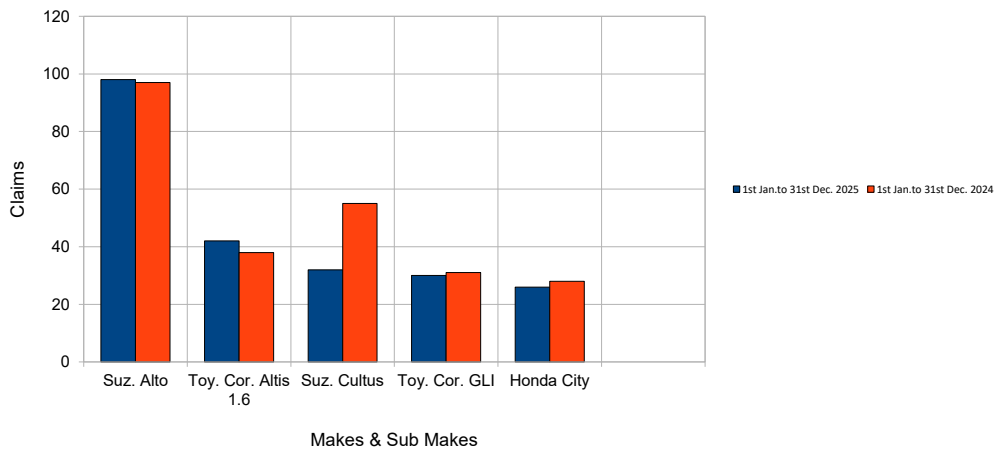
(1st January to 31st Dec. 2024)

Claim Type : Snatch,Theft, Total Loss & Unrepaired Damaged Cost

S.No.	Makes & Sub Makes	No. of Claims
1	Suz. Alto	98
2	Toy. Cor. Altis 1.6	42
3	Suz. Cultus	32
4	Toy. Cor. GLI	30
5	Honda City	26
	Total---->	228

S.No.	Makes & Sub Makes	No. of Claims
1	Suz. Alto	97
2	Toy. Cor. Altis 1.6	38
3	Suz. Cultus	55
4	Toy. Cor. GLI	31
5	Honda City	28
	Total---->	249

(Top 5-Vehicles Stolen Mix - Makes & Sub Makes)



THE INSURANCE ASSOCIATION OF PAKISTAN

IAP ONLINE CLAIMS MANAGEMENT SYSTEM

CITY WISE REPORT - TOP 5

(1st January to 31st Dec. 2025)

CITY WISE REPORT

(1st January to 31st Dec. 2024)

Claim Type : Snatch,Theft, Total Loss & Unrepaired Damaged Cost

S.No	Name of Cities	No. of Claims
1	Karachi	156
2	Lahore	33
3	Isl. / Pindi	17
4	Multan	9
5	Hyderabad	9
	Total----->	224

S.No	Name of Cities	No. of Claims
1	Karachi	206
2	Lahore	54
3	Isl. / Pindi	39
4	Multan	16
5	Hyderabad	23
	Total----->	338

(Top 5-Vehicles Stolen Mix - Cities)

